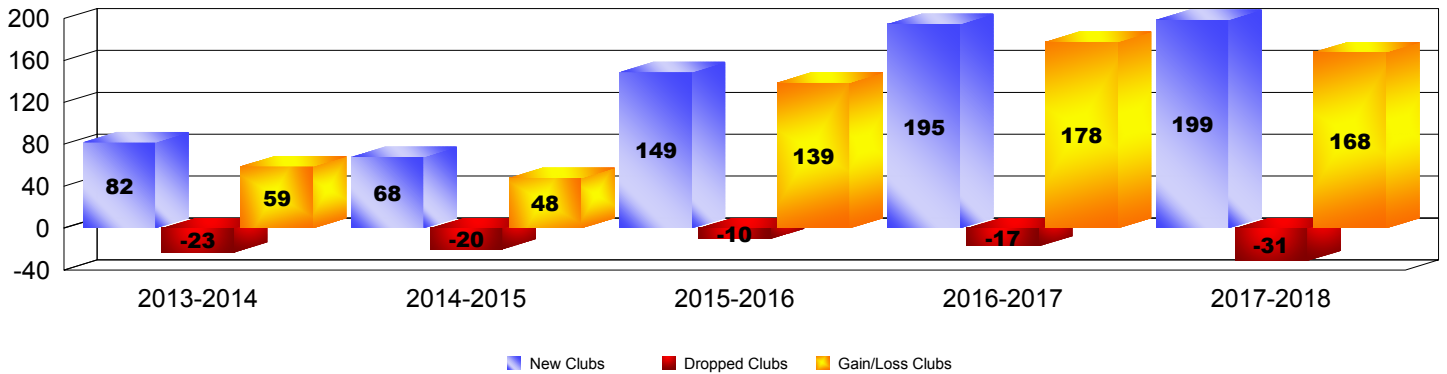
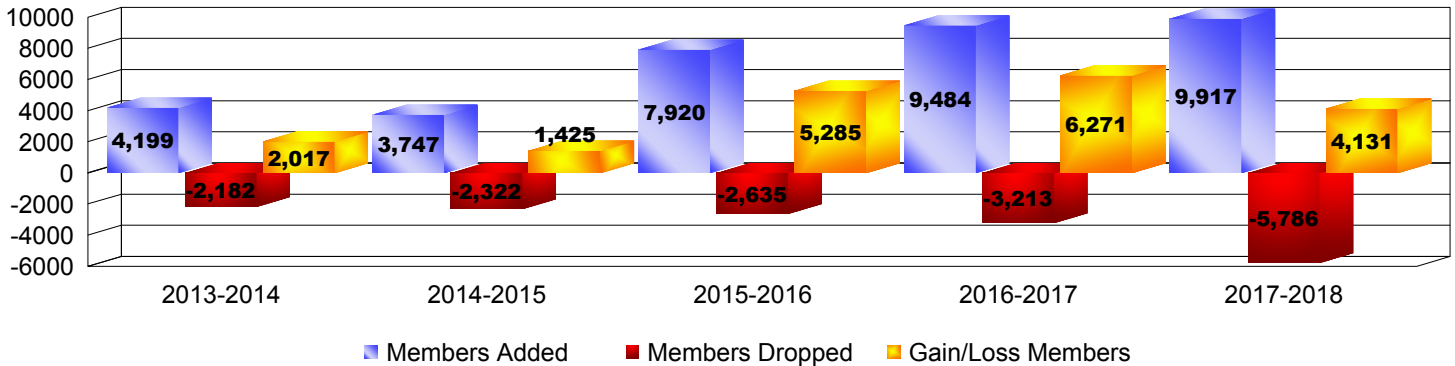


Year	New Clubs	Dropped Clubs	Gain/Loss Clubs	New Members	Charter Members	Reinstate Members	Transfer Members	Total Member Added	Total Members Dropped	Gain/Loss Members
2013-2014	82	-23	59	1876	2192	126	5	4199	-2182	2017
2014-2015	68	-20	48	1880	1728	116	23	3747	-2322	1425
2015-2016	149	-10	139	3538	4177	184	21	7920	-2635	5285
2016-2017	195	-17	178	4351	4933	177	23	9484	-3213	6271
2017-2018	199	-31	168	4524	5044	289	60	9917	-5786	4131
Average	139	-20	118	3234	3615	178	26	7053	-3228	3826

Clubs




Members



Membership Composition

June 2018 Cumulative



Gender Comparison

June 2018 Cumulative

